

July 2022

GET THE LOOK

Explore our extensive palette of colours and textures. From wood, metal, laminate, or acrylic, discover the possibilities, not the compromises. Pentco also offers a variety of finishes, door profiles, and edge treatments that will get attention.

GREENLAM COLLECTION



A wide selection of wood grains, solids, and abstracts allow you creative freedom with added peace of mind. Our offering includes AFX X-treme matte, matte, super matte, gloss, suede and structured finishes. Greenlam laminates are hard wearing, eco-conscious, and economical.

HABITAT QUEUE COLLECTION



An exclusive collection that includes contemporary, wood grain, laminate veneer finishes, available in natural ticked, high gloss and satin matte solid colours.

ENGINEERED VENEERS

Capture the character and feel of real wood, utilizing engineered veneers. Allowing for some of wood's natural variances, but with a more consistent colour and grain.

STYLELITE ACRYLIC

Pentco's Stylelite High Gloss Acrylic collection is all about sleek, minimalist elegance, with a mirror-like finish. To view the full range of Stylelite colours, visit our website: www.pentco.com.

PUR GLUELINE (PUR - PolyUrethane Reactive)

All of our high gloss finishes now utilize our PUR-fected PUR Glue Line, which eliminates all telegraphing and provides an extremely water resistant bond. All high gloss edges are also applied with the same PUR-fected technology.

✳ **IMPORTANT:** Remember to specify the PUR Glueline when *placing* your order.

FINISHING TOUCH

Laminate doors require no special coatings, as they inherit the durability of the material's composition, whether it be suede, high gloss or a structured surface.

Veneers require finish coating, stain and lacquers to seal and protect their exteriors. The addition of stain can bring colour and personality to the surface, and Polyurethane coatings can be added to enhance it's depth.

SQUARELINE

PENDENZA

SQUARE

90 DEGREE

FINISH CODES

* - Available in verticle & horizontal grain

04 - Aria (structured)
10 - Raw Silk

18 - Quarter Cut
21X - Cross Grain

30 - Suede
31 - Radiance Gloss

33 - Matte
37 - Coastline (structured)

65 - Super Matte
69 - Trace (structured)

NT - Natural Ticking
SM - Satin Matte

GL - Gloss
WF - Weathered Finish (structured)

| | | | | | | | | |
|---|---|---|--|--|--|--|---|-------------------------------------|
| GREENLAM AFX <i>Laminate</i> | AFX White 9851 | AFX Eden Grey 9852 | AFX Black 9861 | GREENLAM TraceAria <i>Laminate</i> | NEW Aspen Oak 5373-04 | NEW Austin Walnut 5349-04 | NEW Eclipse Ash 5346-04 | NEW Lido Pine 5384-04 |
| NEW Liro Sap 5343-04 | NEW Noce Elegante 5345-04 | NEW Nordic Walnut 5333-04 | NEW Sherwood Oak 5348-04 | NEW Black Forest 5380-69 | NEW Chel. Chestnut Anthrocite 5383-69 | NEW Chel. Chestnut Brown 5382-69 | NEW Chel. Chestnut Natural 5381-69 | NEW Grey Magic 5372-69 |
| NEW Rosenheim Elm 5353-69 | NEW Saturno Walnut 5375-69 | NEW Solid Black Trace 401-69 | NEW Steamed Beech 5338-69 | GREENLAM Coastline <i>Laminate</i> | Biscotti 5328-37 | Charred Elm 9602-37 | Chiaro 5327-37 | Dusk Tabriz 5721-37 |
| Fossil Wood 5304-37 | Frosted Maple 5718-37 | Glacier 5416-37 | Grey Eucalyptus 5301-37 | Grey Tabriz 5720-37 | Greige Teak 9605-37 | Lime Washed Ash 5426-37 | Rift Cut Oak 5082-37 | Smoked Maple 5719-37 |
| X/G Ironside Oak 5083-21X | GREENLAM <i>Laminate</i> | Black 401-10 | Wool 107-10 | Antique Oak 793-18 | Cinder 5029-18 | Crossover Wenge 781-18 | Douglas Fir 770-18 | Jakarta Teak 778-18 |
| Milwaukee Walnut 791-18 | Oak 738-18 | Philippine Teak 5003-18 | Sumatra Teak 777-18 | Black 401-30 & 65 | Dark Grey 261-30 & 65 | Dust 268-30 | Frosty White 113-30 | Pearl Grey 275-30 |
| Pine Nut 274-30 | Smog 269-30 | Snow White 119-30 | White 101-30 | Snow White 119-31 | Cyclone 132-33 | Snow White 119-33 | GREENLAM Metalworx <i>Laminate</i> | Brushed Metal 9032 |
| HABITAT QUEUE <i>Laminate</i> | Carbon Ash Q007-NT | Graphite Teak Q006-NT & WF | Urban White 201 SM | Style White Q009-GL, 30 & SM | Snow White Q010-GL & SM | Cloud White Q011-GL, 30 | Stone Grey Q012-GL & SM | Arctic Grey Q275-GL & SM |
| Thunder Grey Q261-GL & SM | ECHOWOOD <i>Engineered Veneer</i> | Rift White Oak OAK-12-15 | Rift Slate BA-03S | Qtr. Wenge WG-111Q | Qtr. Walnut WT-139S | Qtr. Teak TK-016S | Qtr. Champagne CHAMP-2Q | Qtr. Maple MP-168S |
| Monterey W.Oak-09S | Gun Metal Ebony WT-2450S | P/S Walnut WT-3160C | Qtr. VG Fir FIR-3Q | Napa W.Oak-801C | African Wenge TD-5843S | STYLELITE Acrylic <i>PUR Glueline</i> | White PEN5117 | Grey PEN5115 |
| Stocked Carbon PEN5106 | Champagne PEN5124 | Glacier PEN5132 | Graphite PEN5134 | Saphire PEN5139 | Smoke PEN5144 | To view the full range of Stylelite Acrylic colours, please visit: www.ssinorthamerica.com | | |

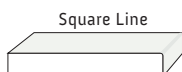
For the strongest water resistant bond available,
specify PUR Glueline.

PUR - polyurethane reactive hot melt adhesive used on
all high gloss products.

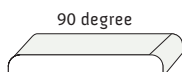
Note: (1) Swatches should be used as a guide and not as accurate material representations.

PLEASE CONTACT PENTCO FOR SWATCH OR DOOR SAMPLES.

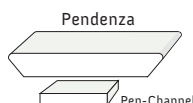
Note: (2) All efforts were made to accurately present available stock selections. Pentco may change
or remove selections at our discretion. Contact Pentco to get information on current stock selections.



Square Line

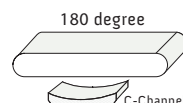


90 degree



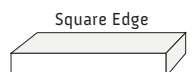
Pendenza

Pen-Channel



180 degree

C-Channel



Square Edge

Edge tape 4 sides



9274 194th St. Surrey, BC CANADA V4N 4E9

PH: 604-888-5080 | FX: 604-882-0255

www.pentco.com

TOLL FREE: 1-800-663-7915

July 2022