

BILLING ADDRESS Check to ship to this address

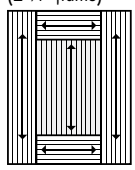
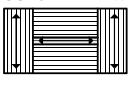
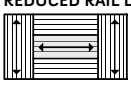
		COMPANY NAME	
		COMPANY ADDRESS	
		CITY PROV. OR STATE	
		POSTAL / ZIP COUNTRY	
		PHONE	FAX
		EMAIL	CONTACT

JOB NAME / PAYMENT DETAILS / PO#

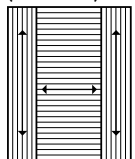
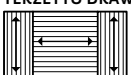
MATERIAL CHOICE:

*** UPCHARGE - Reduced Rail Drawer Front Option** (50mm top & bottom rails)
min height - 4 3/4" / 121mm.

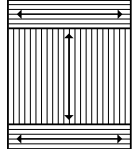
COASTAL SHAKER DOOR & DRAWER OPTIONS

<p>COASTAL DOOR (2 3/4" frame)</p>  <p style="text-align: right; font-weight: bold; font-size: 1.2em;">A</p>	<p>COASTAL DRAWER</p>  <p style="text-align: right; font-weight: bold; font-size: 1.2em;">B</p> <p>* REDUCED RAIL DRAWER</p>  <p style="text-align: right; font-weight: bold; font-size: 1.2em;">C</p> <p>MIN W - 8 1/4" / 209.5 MIN H - 6 3/16" / 157 MAX W - 40" / 1016 MAX H - 96" / 2438</p>
--	---



TERZETTO DOOR & DRAWER OPTIONS

<p>TERZETTO DOOR (2 3/4" stiles)</p>  <p style="text-align: right; font-weight: bold; font-size: 1.2em;">D</p>	<p>TERZETTO DRAWER</p>  <p style="text-align: right; font-weight: bold; font-size: 1.2em;">E</p> <p>MIN W - 8 7/8" / 225.4 MIN H - 2 3/4" / 70 MAX W - 96" / 2438 MAX H - 40" / 1016</p>
---	--

TERZETTO T/B DOOR

<p>TERZETTO T/B DOOR (2 3/4" stiles)</p>  <p style="text-align: right; font-weight: bold; font-size: 1.2em;">F</p>	<p>MIN W - 2 3/4" / 70 MIN H - 8 7/8" / 225.4 MAX W - 40" / 1016 MAX H - 96" / 2438</p>
---	---

SLAB DRAWERS & PARTS

<p>SLAB DRAWER (horizontal)</p>  <p style="text-align: right; font-weight: bold; font-size: 1.2em;">G</p>	<p>(vertical parts)</p>  <p style="text-align: right; font-weight: bold; font-size: 1.2em;">H</p>	<p>NOTE: Slab drawers & parts go through Fullwrap, you will receive a separate confirmation for these pieces.</p>
--	--	--

SHIPPING ADDRESS (if different from billing address)

		COMPANY NAME	
		COMPANY ADDRESS	
		CITY PROV. OR STATE	
		POSTAL / ZIP COUNTRY	
		PHONE	FAX
		EMAIL	CONTACT

SHIPPING INSTRUCTION / DETAILS

WRITE THE CORRESPONDING LETTER (A,B,C,D,E,F,G,H,I) IN THE 'LTR' COLUMN. FILL IN THE REMAINING COLUMNS WITH SIZING AND QUANTITY REQUIREMENTS.

	LTR	WIDTH	HEIGHT	QTY
1				
2				
3				
4				
5				
6				
7				
8				
9				
10				
11				
12				
13				
14				
15				
16				
17				
18				
19				
20				
21				
22				

SPECIAL DETAILS AND INSTRUCTIONS